

NCWQG ~ The Valley

Next meeting:

Wednesday, October 26, 6:00 p.m.

Door open at 5:30 p.m.

Friends and family welcome!

Program: Artisan Market

4th Quarter Newsletter, October 2022

OCTOBER 2022 President's Message *(Diane Mitchell)*

Covid made a hash of guild activities for a while, but we are persevering. Meetings are happening with new members coming in, classes are well attended and we are back on track for a quilt show in 2023. Pybus Market seems to suit us as a meeting place. With our non-profit status, it is affordable. We are scheduled through 2022 for the normal last Wednesday of January through October, and the 3rd Wednesday in November. Get your calendars out and mark them now to avoid confusion.

What's ahead: Our next officers and budget meeting is Thursday, October 20th at the Douglas Co PUD auditorium at 6:00 p.m. The October general meeting is October 26th at Pybus at 6:00 p.m. with the Artisan Market so please invite your friends and neighbors as all are welcome. Because of the Thanksgiving holiday, please note our November meeting is November 16th, and the raffle quilts will be awarded then.

A new members tea is planned for late winter so stay tuned for details. New members are looking for Round Robins to join, so if you have time to coordinate a new start up or have room in an existing one, please contact Nancy Straub, Round Robins Coordinator @ 1-509-470-7345.

The quilt show will resume in 2023. Look for Louise Brown's article for details. A planning meeting is scheduled for October 4th at Leslie Allan's house. Details will be dispersed later.

We are getting to the season when new volunteers need to step up to help.

Open jobs for 2023:

Vice President: Learn what the President does, assist as needed. Then assume the presidency for the next year. In the absence of the President, assumes the responsibilities of the President as necessary.

Webmaster: Maintains and keeps information on the website current. Works with the treasurer to ensure annual website hosting & domain registration fees are paid. Accepts committee member's program/class, etc. information for inclusion on the website.

Newsletter: Collects news items from the committees, arrange advertisements and collects their payments annually. Assembles into a printable/e-mailable format and distribute to the membership quarterly. Maintains email communication to the membership and coordinates with membership to maintain current membership roster.

Workshops: Two or three volunteers are best to coordinate for teachers for classes, arrange space for the classes, works with Program Committee and quilt shops. Has samples and sign-up sheets at the meetings, collect fees, set up and take down of class supplies.

Please identify a job you think you can handle, enlist a friend as co-chair or make a new one to help you and let Diane Mitchell, 509-679-8071 or Liz Hemberry, 509-669-9450 know your interest. For some detail of these positions, go to the webpage under "Members" and see the Officer's Handbook.

Thank you to all volunteers for all your help. We can't be an effective organization without the member participation.

Anticipated Slate of Officers ~ 2023

President	Liz Hemberry	Comfort Quilts	Sue Nash & Marcia Johanson
Vice President	<u>OPEN</u> —Need a volunteer	Historian	Kari Black
Secretary	Jill Therriault	Membership	Kathy Baker, Barb Dunn
Treasurer	Ann Waltenburg	Newsletter	<u>OPEN</u> —Need a volunteer
Asst. Treasurer	<u>OPEN</u> — Need a volunteer	Programs	Cassie & Kari Black
Past President	Diane Mitchell	Retreats	Angie Sherwood, Cindy Rudolph & Diane Garlini
Bus Trips	<u>OPEN</u> —Need a volunteer	Workshops	<u>OPEN</u> —Need volunteers

Quilt Show Louise Brown (needs volunteers for several positions)

Fabric n More volunteers: Dare Devils Round Robin Group. Your contacts are Susan McWilliams and Ann Koch! Their contact numbers are in our published roster for members.

Get Involved

Support Our Friends and Local Businesses!

Every Quilter Has a Masterpiece Within!



October: We are holding an artisan's market for all guild members. This will be the program for the evening. Everyone is encouraged to participate either by providing items for sale or by

"shopping." Any item for sale must have a tag with the price and name of the seller. The guild will use their Square device to allow use of cards for purchases. We will have cashiers who will keep track of the sales and the guild will receive 15% of the total sale (which includes the Square fee and tax) with checks being issued to each participating seller. It's a nice way to share your creativity and hopefully make a little money just before the holidays! We still have room for anyone who wants to participate. The sale will be open to members, family, visitors and the general public.

November: This is our "Holiday" meeting. We will be drawing for both raffle quilts. After the business meeting, we will be showing photos of our "studio tour-where we create in the valley". We will also be having a safe treat!

December: Remember, NO meeting this month. Happy Holidays to each of you.

If you have any ideas or wishes for programs in 2023. Please contact Cassie or Kari Black at 509-888-8116.



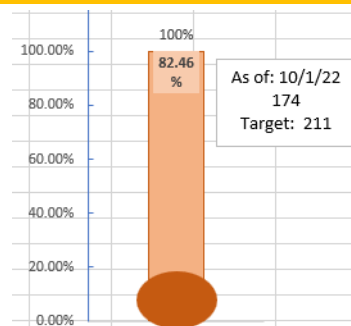
Quilt and Fiber Art Festival Awards

With our fingers, toes and eyes closed. . . The annual Q&FAF (Quilt & Fabric Art Festival) will happen next summer (dates and place to be determined). In the meanwhile, much can be done to be prepared. As your Quilt Award Chairman, I am asking each of you to create a "work of art" to be used as an award. They can be created using any fabric, any style and something to honor the time and effort, and creativity the artist gave. **Size:** 4" - 6" **shape:** square, round or rectangle, **technique:** hand or machine. Categories are yet to be determined, but will be announced soon.

This is a great chance to try a new quilt block pattern (in the correct size), many quilt calendar blocks would be perfect. You may bring them to any guild meeting and give to me, much appreciated!!!

Kari Black

Membership



Comfort Quilts-Community Quilting



Thank You!



Team Comfort Quilts (Sue & Marcia) took ten twin quilts to CASA recently and six smaller ones to CW Hospital Palliative Care. Here are a few photos: The top left photo is for CWH. (Above right) are the two ladies working at CASA. They were delighted with these and really love getting them with kid-friendly motifs to give to the foster kids.

Mobile Meals in Okanogan serving Chelan, Douglas, Okanogan and Lincoln Counties would love to give placemats to their meal recipients again. We had some in storage to take up there, as well as a box of kits ready to put together which we will bring to the next guild meeting.

Many wonderful donations to Comfort Quilts. Many finished ones went right to recipients. Some went to storage. There are several great tops which we will be making into kits ready to quilt. If you need a project, please call!! We also can get you backing and batting. Just contact us with the size needed. When checking out the storage unit, we discovered some beauties that Lynn Pittsinger had quilted and left ready for binding. We will have these for someone to complete at the next guild gathering.

To date in 2022, the guild has donated 107 quilts to various organizations and 50 placemats to Mobile Meals. Lower left photo is of 14 palliative-sized quilts going to Leavenworth for their rehab patients. The ladies who have taken on Fabric and More made up a bunch of colorful kits with plenty of fabric in each to create a twin-sized quilt. We will have several available at our next meeting.

We recently received a call from Habitat for Humanity. They are wanting to give each family a quilt when their house is finished and dedicated. Twin or larger would be perfect for that purpose. Everyone is so appreciative and in awe of the beautiful work you all put into making quilts! Thanks for your community service! Every little bit helps make our valley a great place to be.

To Palliative Care



Other Donations



Sunshine & Shadows

Debbie Deardorff wishes to remind everyone that she will send a "sunshine" card to anyone you suggest. Just let her know. This month Debbie has sent out several sympathy cards.

Our condolences to Judy Nadeau-Zerr who lost her husband in September.

IN MEMORY ~ It is with heartfelt sadness that we have lost two Guild members recently.



Marlene Witten,
Lifetime Member
October 6, 1931—
September 5, 2022



Creola Jack,
Lifetime Member



Thank you, Dianne Gillian, for sharing your treasure find from Mary McDermont's estate sale this past summer!

I am sure Mary would be happy to know her needle point creation went to a quilter's home to enjoy!



Library News

Nancy Straub will be offering a workshop soon that uses Origami and folded flowers. The library purchased two books written by Kumiko Sudo that give many examples of this. You can see what other books we have online at www.librarything.com or you can physically take a look at the library at Sew Creative which is in a cabinet against the wall in the classroom area. If you find one you like, fill out the card in front with your name, phone number and the date. Leave the card in the "return books here" box you should see on top of the cabinet. Also return books to that box. To find books on your computer go to:

<http://www.librarything.com/>

Log in as: Name: ncwquiltguild
Password: fatquarter14


Choose the **Your Books** tab and you should see what books we have in the library.

To Search: Type search into Search Your Library box
Click on Search and put what you are searching for.
You search for an author, title, or subject. You will get a list.
Click on title to see details, summary, and reviews.

To check out a book, e-mail request to: paine.s@applecapital.net or call 505-663-4006. I will bring the book to the next meeting. Here are a some new books in the collection:


Please take a look through the books that you have on your bookshelves for some that may belong to the library. They should have a label and/or a stamp. If you are done with them, bring them back.

Thanks, Sharon, Librarian




Fabled Flowers: Innovative Quilt Patterns Inspired by Japanese Sashiko and Origami Traditions by Kumiko Sudo

This book contains 30 quilt blocks that combine origami, sashimi, and flower arranging to give you a three dimensional effect. It gives clear instructions, diagrams, and templates.



Folded Flowers: Fabric Origami with a Twist of Silk Ribbon by Kumiko Sudo

The author adds silk ribbon to her designs. The book includes six purses featuring flower designs. You can make many of the flowers in less than an hour. Kumiko includes techniques for appliqué, sashimi stitching, beading and embellishments.



Bright & Bold Cozy Modern Quilts: 20 Projects • Easy Piecing by Kim Schaefer.

Kim has included 20 quilts with a variety of color ways and styles. You can choose from lap quilts, wall-hangings or runners. Straight-line piecing with and squares and rectangles make it quick. You will use bright and bold colors.

More Library News

New Books
in the
Library!

Crumb Quilts: Scrap quilting the zero waste way

Charm Pack Quilts: Bust your precut stash with 18 projects

Moda All-Stars—On a Roll: 14 quilts

Pat Sloan's Holiday Celebrations: 17 Quilts for 6 Seasonal Occasions

Quilt As-You-Go Made Clever: Add dimension in new products.

Quilt As-You-Go Made Vintage: 51 Blocks, 9 Projects & Joining Methods

The Quilmakers: A guide to a range of quilt patterns & techniques

Skip the Borders: Easy Patterns for Modern Quilts

Third Time's a Charm-Again: Make the most of 5" squares

Third Time's a Charm: 21 colorful options for Charm-Pack Quilts



Community Service Kudos



Everyone who served on a committee to help further our quilting and community spirit—THANK YOU!

We will wither on the vine without our active volunteers to help further our enjoyment, progress, community spirit and love of quilting.

Thank you!



Thank you!

Workshop n Quilt Studio

OCTOBER ~ 10/28/22

Design: Folded Flowers or (Akebia)
When: 9:00 a.m. to 5:00 p.m.
Where: Douglas Co PUD Auditorium
Instructor: Nancy Straub

NOVEMBER ~ 11/18/22

Design: New Cathedral Window Quilt Blocks
When: 9:00 a.m. to 5:00 p.m.
Where: Douglas Co PUD Auditorium
Instructor: Debbie Hiatt

Cost for each is \$25.00. As always participants can leave whenever they want.

Quilt Studio ~ Eagles on the Ave @ 10:00 a.m.

The quilt studio was started in 2018 as a venue for quilters to learn new techniques and ask questions on how to do something they are unfamiliar with. It was started because we no longer have a local quilt shop, and sometime we have questions. If you are having a problem with a project or if you have never bound a quilt before, or you don't know how to choose the right batting, pattern or whatever, this is a great place to ask those questions. Please let me know if you want a demonstration, on something. We have lots of knowledge in our guild and most members are happy to share ideas.

As always the quilt studio is free, free, free! It is held on the third Thursday of the month at the Eagles at 10 am. No registration required, just come and join the fun.

OCTOBER ~ 10/20/22

There will be a demonstration of the 5 ways to do hand appliqué. And a sample project to try your hand at appliqué.

NOVEMBER ~ 11/17/22

There will be a demonstration on rulers. How to use the special rulers. Bring your favorite ruler to demo, or the ruler you bought and can't remember how to use it, or what makes it special.

To ask questions or register for a workshop call/text/ email Darlene Johnson 509.630.2005 or darlenejohnson248@gmail.com.

Thanks, Darlene




SWITZERLAND'S BIG NIK ~ ~ The largest picnic blanket

A concept began when dinner was always served using red and white tablecloths. Two men (twin brothers) and conceptual artists have reinterpreted this tablecloth to blanket to "towel" and who have thrown it into the landscape of the city. With the help of volunteers each year, it gets bigger and bigger. Collection sites are set up around the area for locals to donate red & white "textiles" from blankets to towels to bedsheets to shower curtains!

Recycled fabric is transformed into modules and sewn together at public sewing workshops. What is a module? They are 15 feet pieces of fabric sewn together like a checkerboard. Each module is outfitted with Velcro fasteners so that it can easily attach to an existing blanket. Once the summer rolls around, (June) volunteers of all ages unpack the modules from the year and connect them to the gargantuan patchwork blanket for visitors to enjoy. A picnic with no borders!

Currently, BIG NIK is made up of 252,144 pieces of fabric — which may seem big (uh, it is; it's the size of 100 football fields), but the plans are to keep on expanding this massive checkerboard 'til 2040.





C U W V B F K S Q S W H A R V E S T H G
 O Y S M A N T A T O U U O G K R P M L E
 A C F D F O O T B A L L W B T Q W O Z B
 S E E Z Z A G E R Y N T U E N I B E X R
 W J P N X T B U W A A P P L E C I D E R
 E A U O A H U D C N U T U U U N C T A Q
 A P R V S A U U R K K P P Z M H R B C T
 T P L E A N N O J Y S R P C U P A G I C
 E L E M J K C A D B E F W K E U K Y M K
 R E A B U S K F Y O P L I O H Z E I Y B
 P S V E L G P H L N T Z H P S J S Q N O
 Q Q E R S I Q A W F E Y E M U W E Q J O
 J N S O M V V C N I M C O Q N R M W K T
 T B M E K I F Z B R B R Y C F K N L J S
 V Y A P N N Q K G E E A V G L U T A A O
 V N R R D G H N A B R U Q T O O N I G V
 C Y A O O P I Q O N H T X F W J Z Y P E
 L C X F E A L T K O E U W Z E S U P P B
 R D E F I D C W K O Q M Z Q R B F Z U S
 D R Q R J O V Z O Y W N C J G R K N E U




CORN
 AUTUMN
 BONFIRE
 BOOTS
 OCTOBER

THANKSGIVING
 HARVEST
 LEAVES
 CARNIVAL
 APPLES

PUMPKIN
 FOOTBALL
 SWEATER
 NOVEMBER
 SEPTEMBER



A Little of This and That



Quilt batting: Virtual fiber magnet!

Place a small square of batting next to your sewing machine to catch all of those little fabric snips & thread tails!

Are you handy or know someone who is??? A great space saver that provides a little more storage options

Need Starch???
Terrial Magic
(material without the Ma)



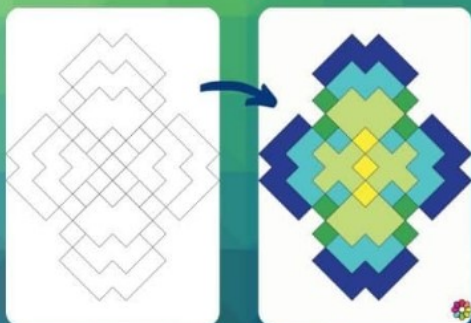
Here's a quick tip for sewing with ric rac trim! Pre-shrink cotton ric rac before sewing to keep it from puckering up after your project is washed. Press well with a steam iron and a press cloth, or wet the ric rac with warm water and let it air dry before stitching.

Use like you would any starch. Very helpful for on the bias projects, etc!

For more tips, go to:
weallsew.com

Recolor App for Digital Quilt Mockups


Quilting Jetgirl



Quiltingjetgirl.com

Yvonne, from Quilting Jetgirl, has the best app recommendation. If you don't have another way to recolor a quilt mockup, this is a great way to do it. On her website, there is an easy to learn and use video that walks you right through the process. So, if you aren't a fan of drawing your own in another program, this little app is for you!!

Quick Christmas Project Idea



Lake Girl Quilts
lakegirlquilts.com

Shown: 13" x 13"

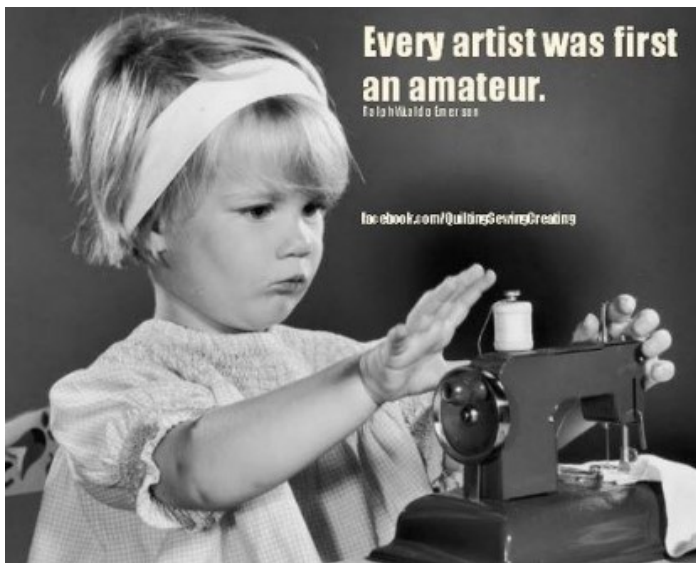
Make your HST & squares any size you want for quilt sizes ~

39x39 45x45, etc

Funny Stones ~ ~ The Last Hurrah



Keep your sewing machine close and your seam ripper closer.



A great way to use up those scraps or fat quarters that you've been hoarding!



Hoarding vs. collecting? HmMMM
Collecting vs. Hoarding? HmMMM
Which one defines you? HmMMM
Does it matter? **NOT**


QUILT Walla Walla Valley
 FESTIVAL Quilt Festival
 21st Annual

Masquerade

Featuring
**Internationally-Known
 Quilt Artist
 Heather Black of
 Quiltchussets**

**And Local Quilt Artist
 Judy Benzel**
 September 16-17, 2022

Out n About



FRIDAY the 16th of September, I found my way to the Walla Walla Quilt Festival. So many talents on display and eye catching delights everywhere. Photos don't do justice to the incredible pieces. You certainly come away from this show with inspiration and ideas. Examples; a horse quilt combining paint and quilting artistry, the use of recycled silk ties creating a kaleidoscope effect, or a simple and dramatic black and white. Oh, the vendors at the show and downtown shopping was wonderful!





A/K/A

Magic Marshmallow Rolls, Hocus Pocus Buns, Disappearing Marshmallow Rolls, Marshmallow Melt-aways, Empty Tomb Rolls, Empty or Coffin Rolls



=



375° 10-12 minutes

3T White Sugar 1† Ground Cinnamon (dash ground Nutmeg, optional)
8 oz. can of Crescent Rolls 8 Large Marshmallows 3T Melted Butter

- ◆ Combine sugar & cinnamon in small bowl. Unroll Crescent rolls.
- ◆ Dip a marshmallow in melted butter, then roll in sugar/cinnamon mixture. Reserve any leftover cinnamon sugar mix and butter & cinnamon sugar.
- ◆ Place in center of a Crescent roll, roll up, pressing together the edges to seal. Pinch!! Dip the bottom of the bun in melted butter to prevent sticking.
- ◆ Place on prepared baking sheet. (Parchment paper is recommended)
- ◆ Bake as instructed or until tops are browned. Remove and baste with remaining melted butter & dust with leftover cinnamon sugar mixture.

Ingredients

- 1 tube (16-1/2 ounces) refrigerated sugar cookie dough
- Assorted Halloween candies, unwrapped
- 2 cups semisweet chocolate chips
- 3 tablespoons creamy peanut butter

Directions

1. Let dough stand at room temperature for 5-10 minutes to soften. Press onto an ungreased 14-in. pizza pan. Bake at 350° for 18-22 minutes or until deep golden brown. Cool on pan on a wire rack.
2. Coarsely chop large candies; set aside. In a microwave, melt chocolate chips and peanut butter; stir until smooth. Spread over crust; top with candies. Refrigerate, covered, until chocolate mixture is set. Cut into wedges.

Trick-or-Treat Pizza

TOTAL TIME: Prep: 10 min.

Bake: 20 min. + chilling

YIELD: 16 slices.



RV QUILTERS

COZAD, NEBRASKA ♡ ♡

"COZAD have a quilt block wall with a block for every state, Prairie Point Quilts store, and more barn quilts than we have probably ever seen in one town!"



What more can a quilter want! Fabric, coffee & ice cream in one shop-- Wabasha, MN ♡



Caption: Just out farting around Fabric Acquisition Road Trip



"I really had to laugh at this location for a quilt store. Thought you all might get a laugh. Packwood, WA on White Pass" ♡



EVENTS



October 



October 7 - 8 - 9, 2022
 Friday & Saturday, 10am-5pm - Sunday, 10am-4pm

Edward D. Hansen Conference Center
 2000 Hewitt Ave, Everett, WA



North Central WA Quilt Guild
 Longarmer's Round Robin

Let's Meet Again!
 October 18, 2022
 10:00 AM
 Pybus Public Market
 (Look for us inside down the center, we may move outdoors weather permitting)

What's a Longarmer's Round Robin?
 We are a group of quilters who have a longarm (or shortarm) machine or are interested in owning one. We may quilt only for ourselves or as a business. We gather to inspire, motivate, challenge, and celebrate each other! Join us!

Contact
 Althea Gyde
 blueheronquilting@gmail.com
 to be added to the email list.

Bring your ideas for the group and show and tell!

Olympia Quilt Festival
 October 7 & 8, 2022
 10:00 - 4:00
 Admission \$10
 3 Locations 8 Groups

Quiltmakers of Olympia
 Piece Corps
 Koinonia Quilters
 Good Shepherd Lutheran Church
 1601 North Street SE
 Olympia 98501

Washington Stars Quilt Guild
 Sew Happy Quilters
 Westminster Presbyterian Church
 1925 Boulevard RD SE
 Olympia 98501


Olympia Weavers Guild
 Ruby Street Art Quilters
 South Sound Modern Quilt Guild
 Lacey Public Library (NC)
 500 College St SE
 Lacey 98503

Colville Piecemakers' 2022 Quilt Show

October 21, 10-6
October 22, 10-4



A Galaxy of Color

 **Highland Stitches**
 11h · 🌐

DECEMBER 

SAVE the Dates!

We are having a Christmas Market at the Molson Grange on Dec 3rd and 17th from 10-2! We will have quilts and other items we are busy making for sale but will also have a variety of vendors for you to shop at! We are busy making plans and will post more here as we get closer. Hope to see you there!



Advertising & Quilting Friends ~ ~ Thank you for your support!



Shop online
509.988.0257

MilkBottle
Quilt Co.

Juli Weishaar, Owner
www.milkbottlequiltco.com
Shop for fabric, precuts, patterns & more




509.885.0705
158-B Riverside Ave
Winthrop, WA
Thurs—Mon 11:00~5 p.m.
CLOSED: Tue & Wed
Contact: olivercyn@gmail.com
Website: 3bearsquiltshop.com




Consignment boutique,
Featuring new, antique
furniture, fabric and
home décor.
Hours: Tues ~ Sat 10—4
100 W Locust, Waterville
509.669.1966

**Auntie
BLING'S
ATTIQUE**




Check out their new
shop of fabrics,
classes & BOM
Open 6 days a week!

4 W 1st Ave
Odessa, WA 99159
Mon-Sat 10 am ~ 4 pm
509.982.2175




Quilting Supplies & Retreat
119 North 1st, Lind, WA
<http://crazyquilterstore.com>
View their calendar and schedule your next retreat
Maximum 20
Call and speak with P.J. at 509.677.3335



Fabric Patch
&

220 Tenth Ave SW, Ephrata, WA
Hours: 10am – 5 pm Wed, Thurs, Fri & Sat
509.754.8280
On-line sales @ www.fabricpatch.net
You Tube Channel: fabricpatch

Gate 17 Retreat Center
410 1st Ave NE Soap Lake, WA




KISSed Quilts
301 Main St, Grand Coulee
Best by Appointment, Closed Saturday
509-386-5715
www.kissedquilts.com + FB + IG

Long Arm Quilting
Fabric et al.
Kimberbell Certified

KISSed
Q.U.I.L.T.S



Threads That Bind

Marla Madson
Let me attach your
quilt bindings for you
by hand.

509-679-2806 Cell
509-745-8683 Home
Waterville



11734 Highway 2, Suite A Leavenworth 509.888.8807

Open 7 days a week ~ 10 a.m. to 4 p.m.

Like us on FB and visit www.leavenworthquiltco.com

We are officially a Project Linus drop off site



*Patty's
Quilt
Studio*

COMPUTERIZED LONGARM
QUILTING ON A STATLER BY GAMMILL

Patty Stith

509-884-8819/H

509-630-7699/C

Email: pattysquiltstudio@gmx.com

*Basic to custom,
with attention to detail.*



Long Arm quilting services by Jill Therriault
3204 Ohme Garden Rd., Wenatchee, WA 98801
509.670.5318

Midnight Quilter

Jan Hashberger

Long arm quilting with an APQS Millennium Quilt Path computer

7 S Mandolin Ave : 509.886.3829

East Wenatchee WA 98802 : Cell: 509.860.7761

MidnightQuilterinWA@yahoo.com

Absolute Razor Sharp



Larry:

509-264-1509

337 Methow St.
Wenatchee, Wa 98801

Visit: www.AbsoluteRazorSharp.com

Professional Sharpening,
Maintenance, Repair,
and sales

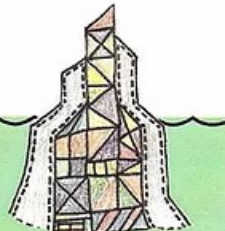
**Rock Island
Quilting**

**Sindy Vieting
Long-Arm Quilter**

360-600-3997

Rockislandquilting@gmail.com

Specializing in computerized edge to edge quilting patterns



400 Chelan Lane, Cle Elum

Owner, Pat Tobin

twotobys@comcast.net

253.569.4300

Large 5-bedroom house accommodating
12 quilters. Quilting workroom is separate
with individual design walls, 6' tables,
chairs and so much more!



Coordinated quilt-shop-quality fabric, supplies and rewards card
Machine sales & service

1139 N Princeton Ave., Wenatchee, WA 9am-6pm Mon-Sat 509.663.5516



~ ~ see us on Facebook!



Patchwork, Etc.

*by Pat Lannoye 509.860.6550
Pantographs, binding, basting
and batting available*

Blue Heron Quilting
ALTHEA GYDE

105 South Elliott Ave. | Wenatchee, WA 98801

www.blueheronquilting.shop

509-860-5374 | blueheronquilting@gmail.com





North Central Washington Quilt Guild

Post Office Box 2715

Wenatchee, WA 98807-2715

NCW Quilt Guild

Organized in 1984 to promote the art of quilting.

Meetings are held on the last Wednesday of the month ~ Pybus Market

ncwquiltguild@gmail.com